


MODELS RB80-4BU, 4AU, 5BU, 5AU, 6BU & 6AU

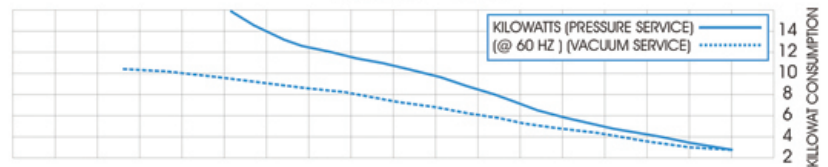
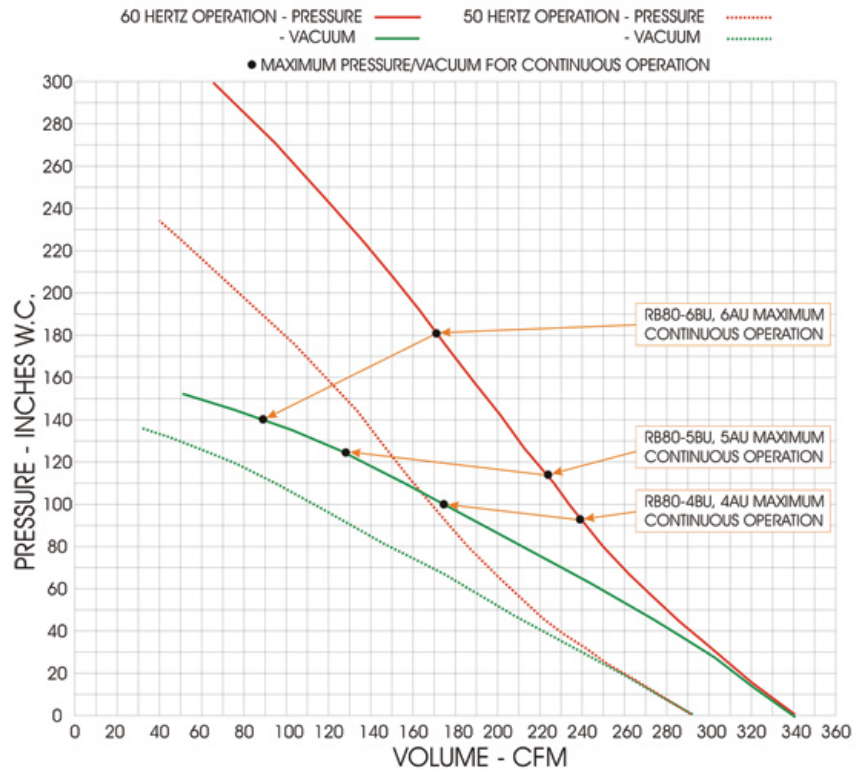
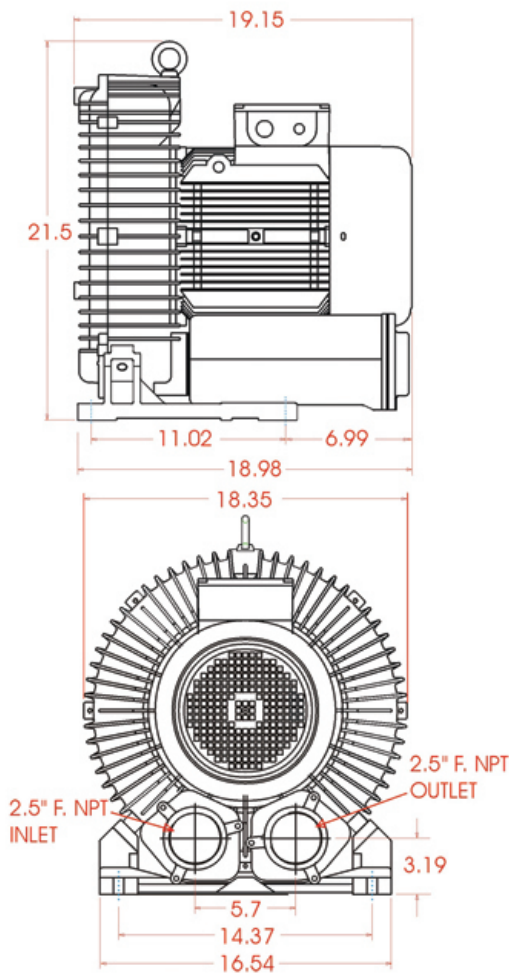
CONSTRUCTION FEATURES

- Cast iron impeller housing, and aluminum alloy dynamically balanced impellers ensure vibration-free operation.
- CSA certified compliance with National Electrical Code, and Canadian Electrical Code for use in all U.S. States and Canadian Provinces.
- Thermal overload protection included (pilot duty).
- TEFC motors (IEC IP54).
- Mount horizontal or vertical (impeller down only).
- Integral mufflers for quiet operation.
- 2-1/2" F. NPT flanged connections.



PERFORMANCE AND DIMENSIONS

DIMENSIONS - INCHES



ELECTRICAL SPECIFICATIONS AND CAPACITIES

MODEL NUMBER	PH	HZ	VOLTAGE	RATED kW	MAX. AMPS (60 HZ)	MAX. PRESS IN. W.C.	MAX. VAC IN. W.C.	MAX. CAPACITY CFM	WEIGHT LBS.	NOISE LEVEL dBA
RB80-4BU	3	50-60	208-275 / 380-480	4.6	22.8-17.7/12.4-10	92	100	340	258	79
RB80-4AU	3	60	575	4.6	8.4	92	100	340	258	79
RB80-5BU	3	50-60	208-275 / 380-480	6.3	26.1-21.8/14.1-12.4	112	124	340	264	79
RB80-5AU	3	60	575	6.3	9.7	112	124	340	264	79
RB80-6BU	3	50-60	208-275 / 380-480	8.6	36.4-32.6/20.5-18.8	180	140	340	271	79
RB80-6AU	3	60	575	8.6	13.3	180	140	340	271	79